Kansas City, Kansas Public Schools

District Continuous Improvement Plan
Quarterly Report

3rd Quarter – 2014/15

KANSAS CITY
KANSAS
PUBLIC SCHOOLS

Inspiring EXCELLENCE

Every Grownup,
Every Child, Every
Day.

www.kckps.org

LEARN. STUDY. EXPLORE. EVOLVE. GROW.

District Continuous Improvement Plan

2014-2015: 3rd Quarter Report

The goal of the Kansas City, Kansas Public Schools is that each student will exit high school prepared for college and careers in a global society, and at every level, performance is on-track and on-time for success. To reach this goal, the district has developed rigorous targets for improvement at each grade level. Staff work to support students in reaching their individual goals, and to help each school to meet its specific targets.

The specific targets for school and district performance are contained in the District Continuous Improvement Plan (DCIP). The DCIP contains targets at each grade level for reading, math and science; targets for completing classes that are important for college and career readiness; targets for important benchmark tests for college readiness (EXPLORE, PLAN, and ACT); and targets reaching milestones on the path to college readiness, including completing internships, college-level classes and graduation.

The work of the district is built on a foundation of continuous improvement, and rests on the belief that when meaningful targets are set, on-going training is provided and progress is monitored, continuous improvement will result. The district will report out on data on a quarterly basis, and use that information to make adjustments to the work.

ENTER KINDERGARTEN READY

- Preschool students enter school **Kindergarten-ready**

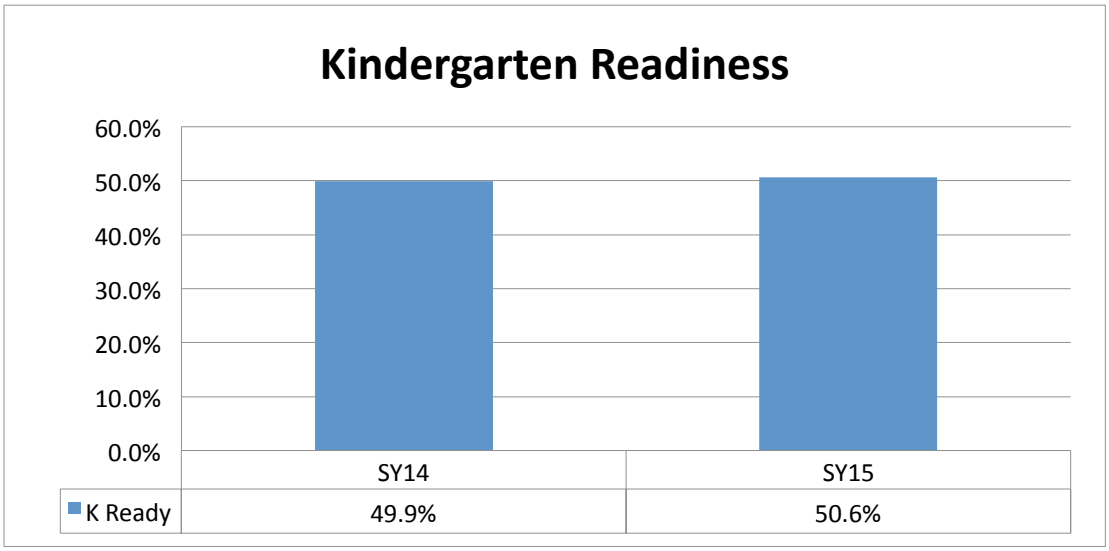

STRONG LITERACY

ELEMENTARY

- Students in grades K – 5 meet the **benchmark** on the spring Fountas & Pinnell **reading** assessment to be considered "on-track and on-time"

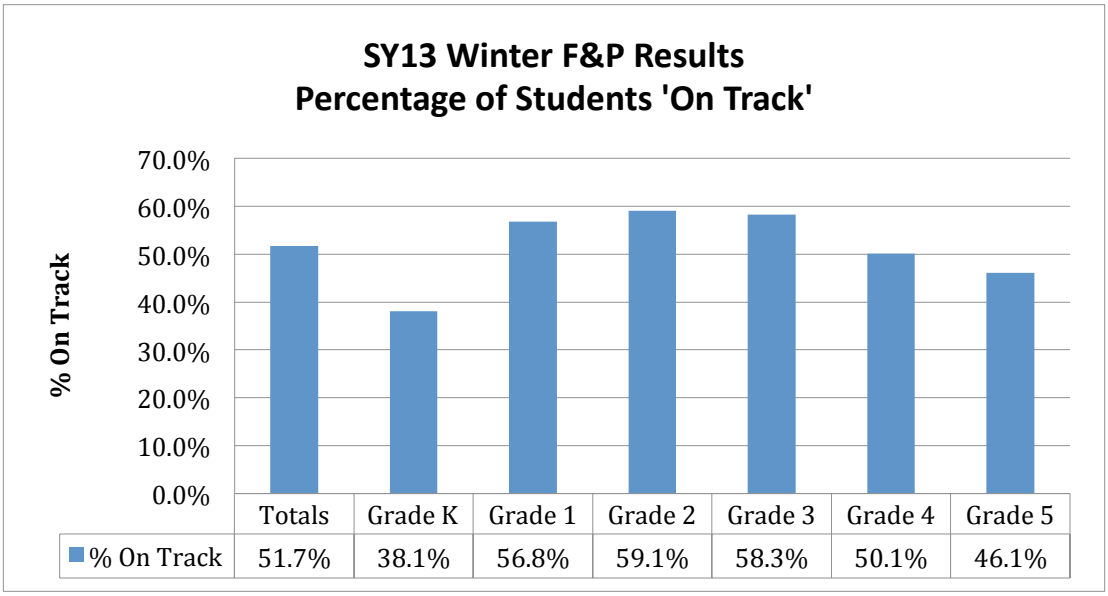

- All students in 3rd, 4th, and 5th grades "**achieve standard**" **in writing**, across the disciplines, on the "Summative Assessments" cross-content writing rubric.

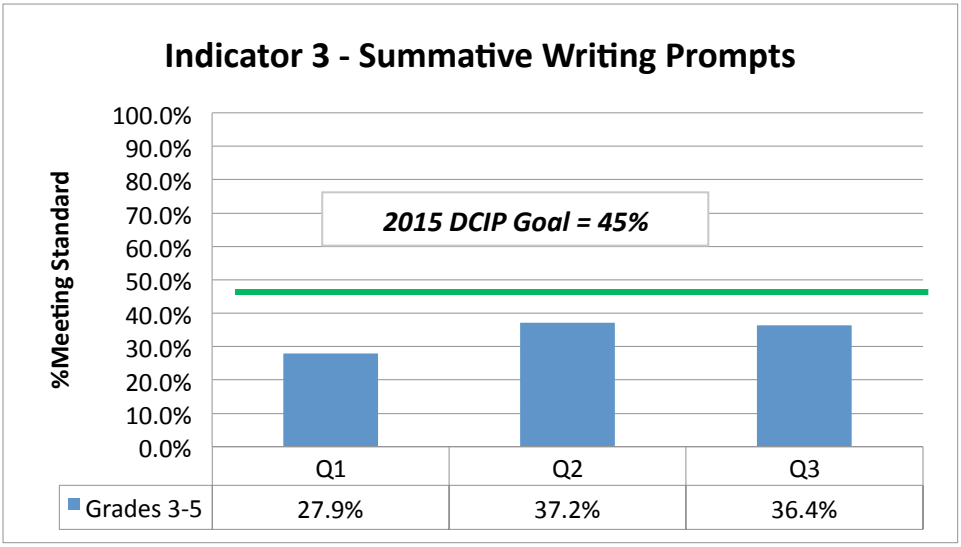

SOLID ACADEMIC SKILLS

ELEMENTARY

Target: 65% of all students in grades K thru 5 achieve "grade level" targets established in Reading, Mathematics, and Science as demonstrated by performance on the "Measures of Academic Progress"

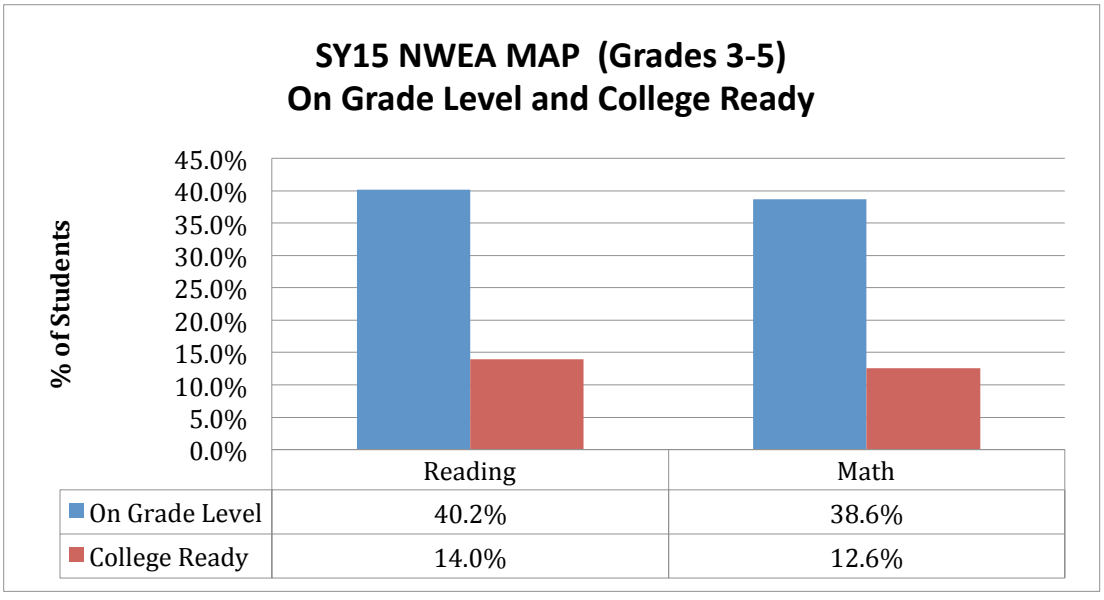

Target: 22.5% of students in grades K – 5 will meet the benchmark on the spring NWEA MAP Reading, Mathematics, and Science (4th grade) test to be considered "on-track and on-time" for college readiness

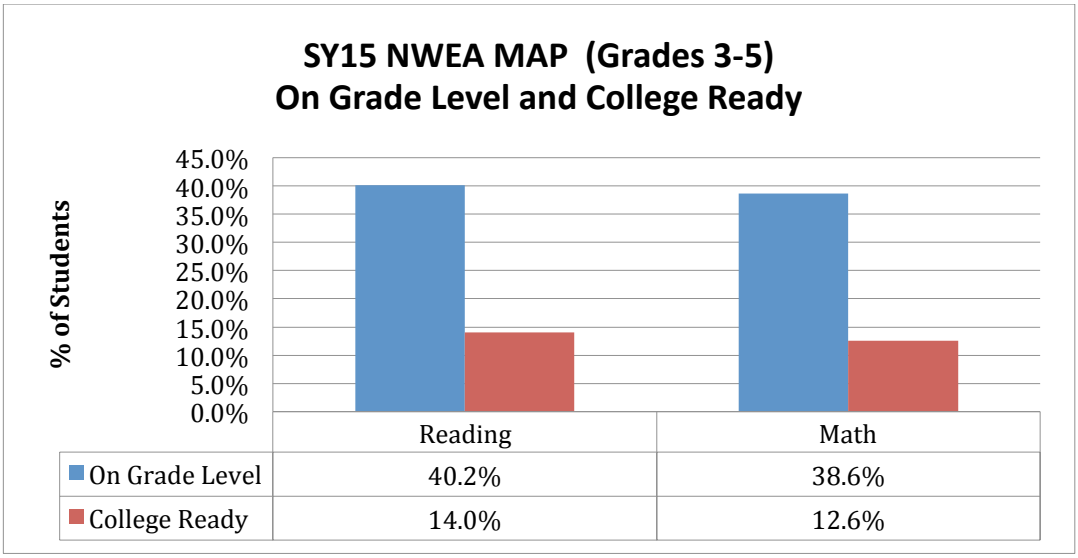

MIDDLE SCHOOL

STRONG LITERACY

- All students in 6th, 7th, and 8th grades **"achieve standard" in writing, across the disciplines,** on the "Summative Assessments" cross-content writing rubric.

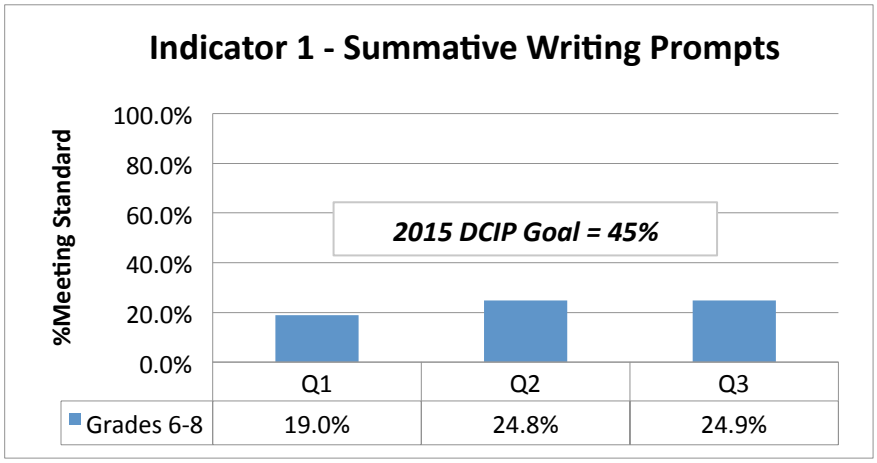

Target: 65% of all students in grades 6 and 7 achieve "grade level" targets established in Reading and Mathematics, and Science as demonstrated by performance on the "Measures of Academic Progress" (NWEA MAP) Fall and Spring_

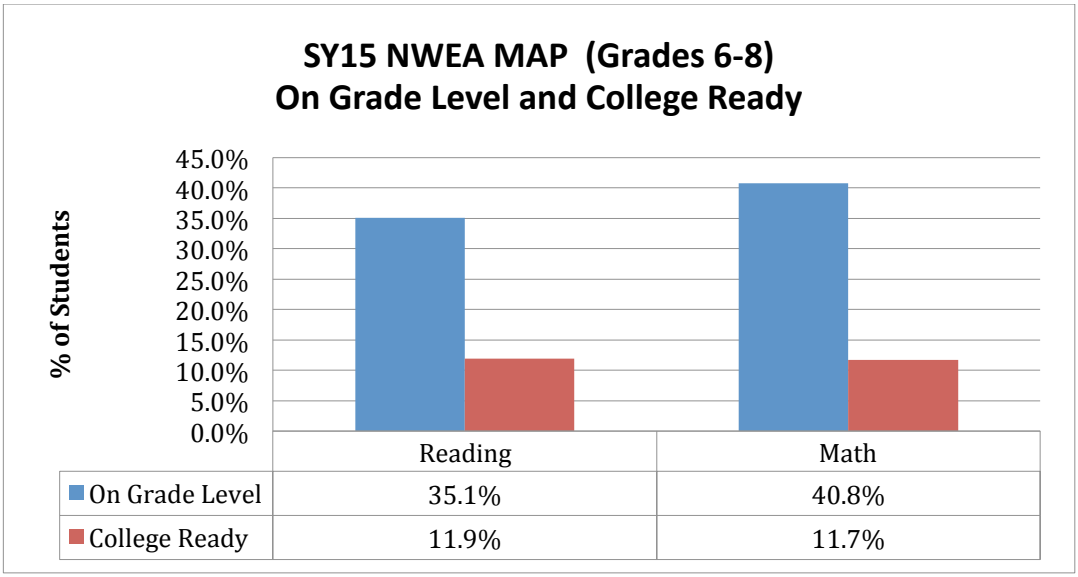

Target: 22.5% of students in grades 6 and 7 will meet the benchmark on the spring NWEA MAP Reading, Mathematics, and Science (7th grade) test to be considered "on-track and on-time" for college readiness [On-track to succeed in college or technical careers]

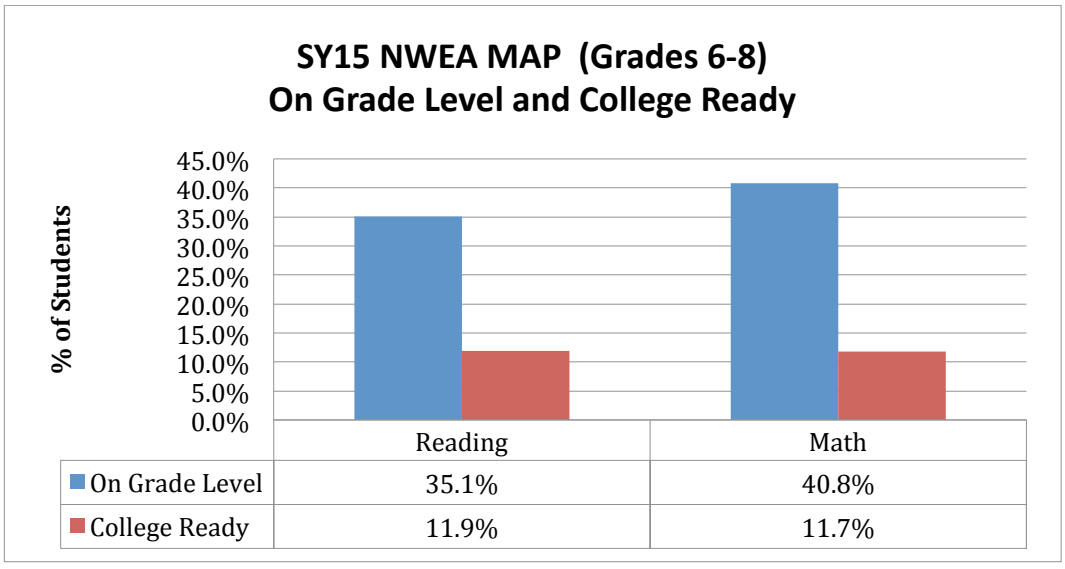

Target: 80% of middle school students are **passing** with a letter grade of "C" all classes (core and elective courses)

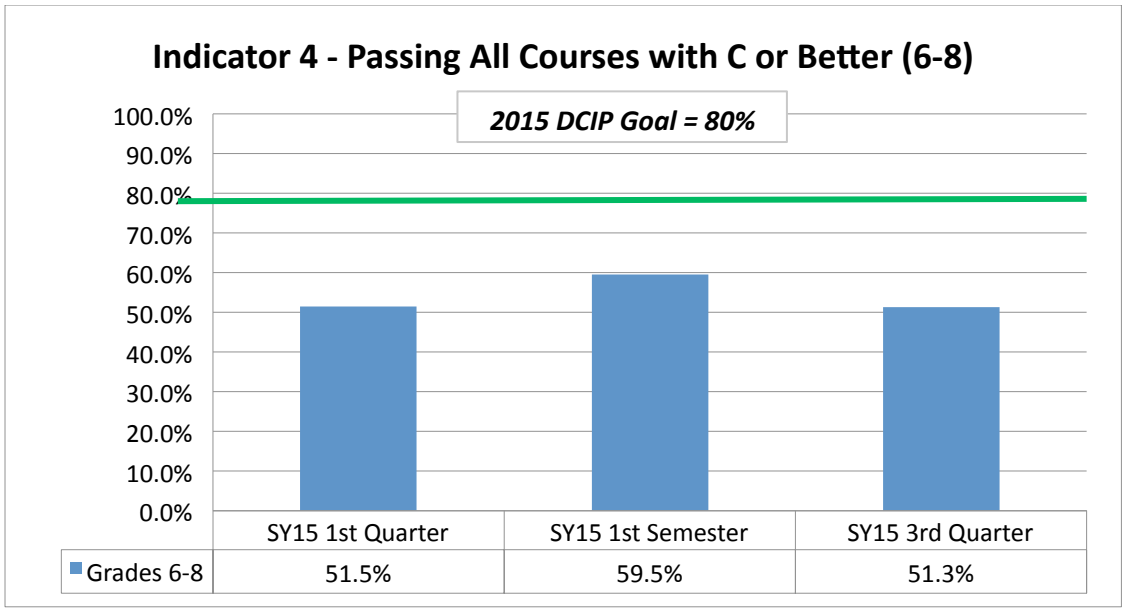

Target: 80% of all 8th grade students successfully complete **"Algebra/Geometry-1**

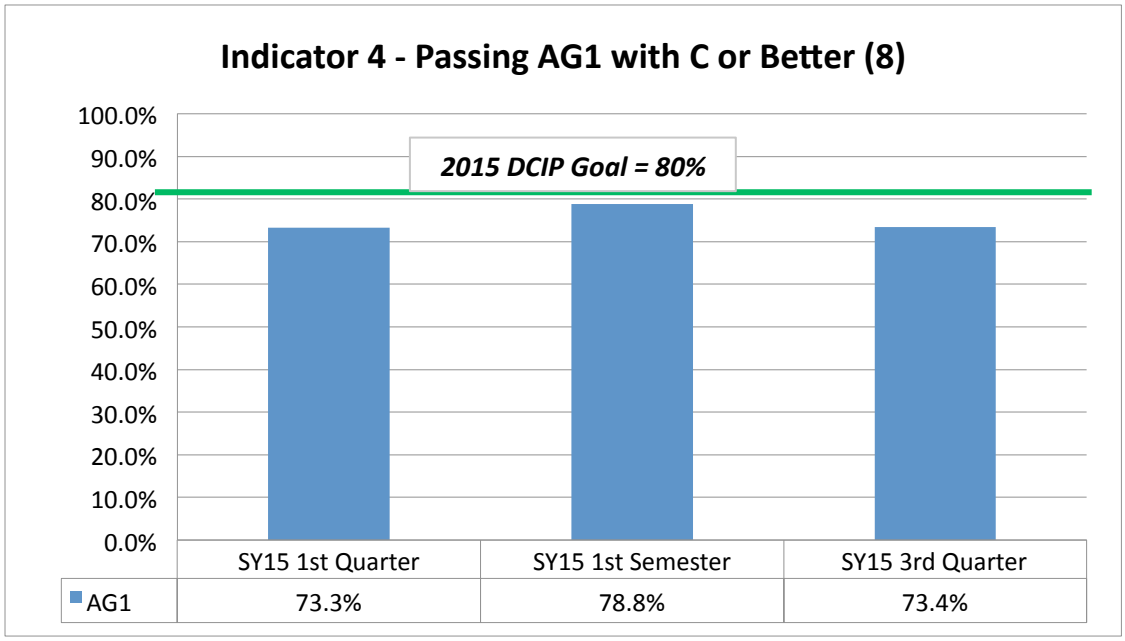

HIGH SCHOOL

STRONG LITERACY

- All students in 9th, 10th, 11,th and 12th grades **"achieve standard" in writing**, across the disciplines, on the "Summative Assessments" cross-content writing rubric.

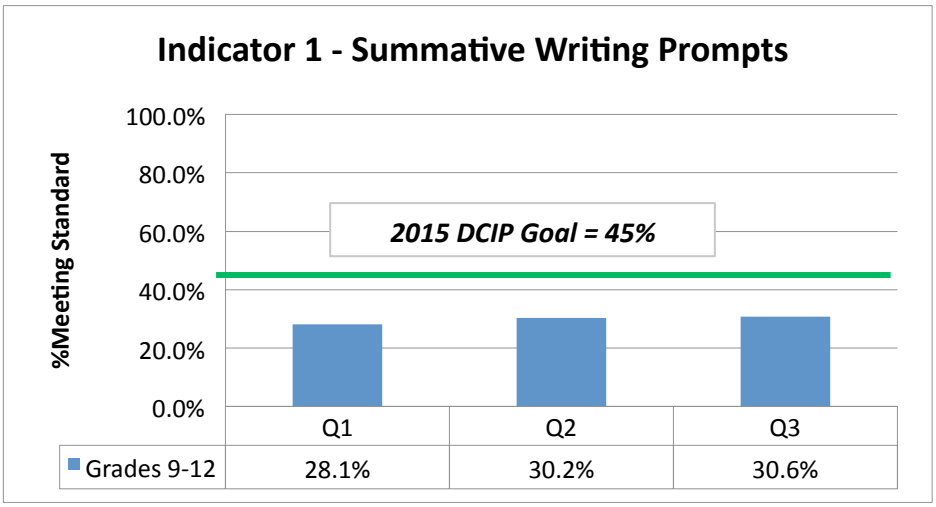

Target: **80% of students** are passing with a letter grade of "C" all classes (core and elective courses)

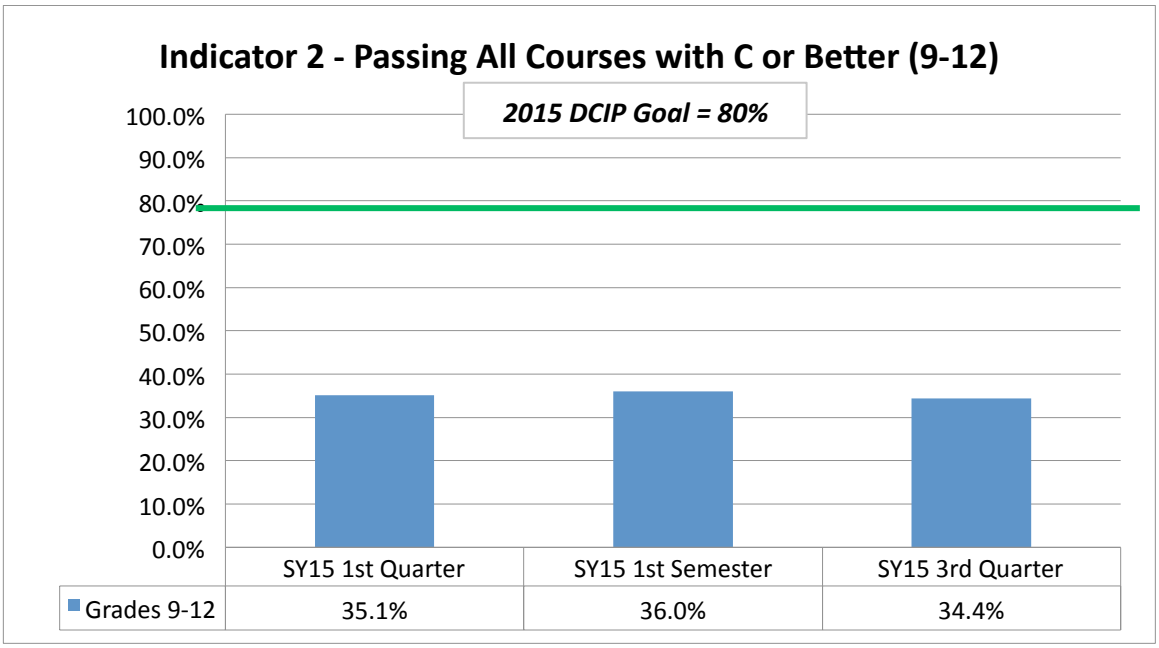

COLLEGE AND CAREER READINESS

Target: **80% of all students graduate obtaining at least one of the following:**

a. College Course(s), (Advanced Placement, dual or concurrent)
b. Complete an Industry (Technical) Certificate or Credential including "WorkKeys" National Employment Certificate
c. Successfully complete an Internship

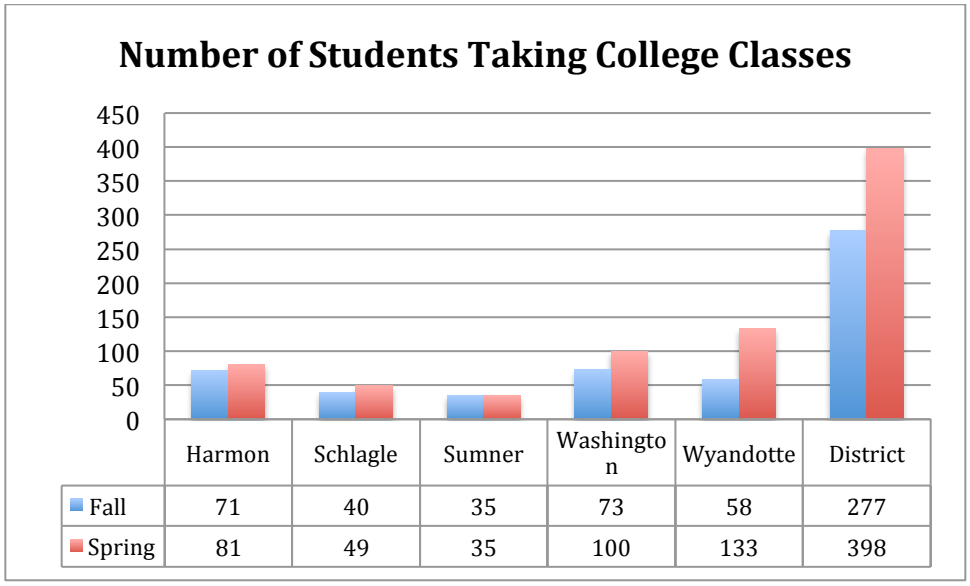

	Harmon	Schlagle	Sumner	Washington	Wyandotte	District
Fall	71	40	35	73	58	277
Spring	81	49	35	100	133	398

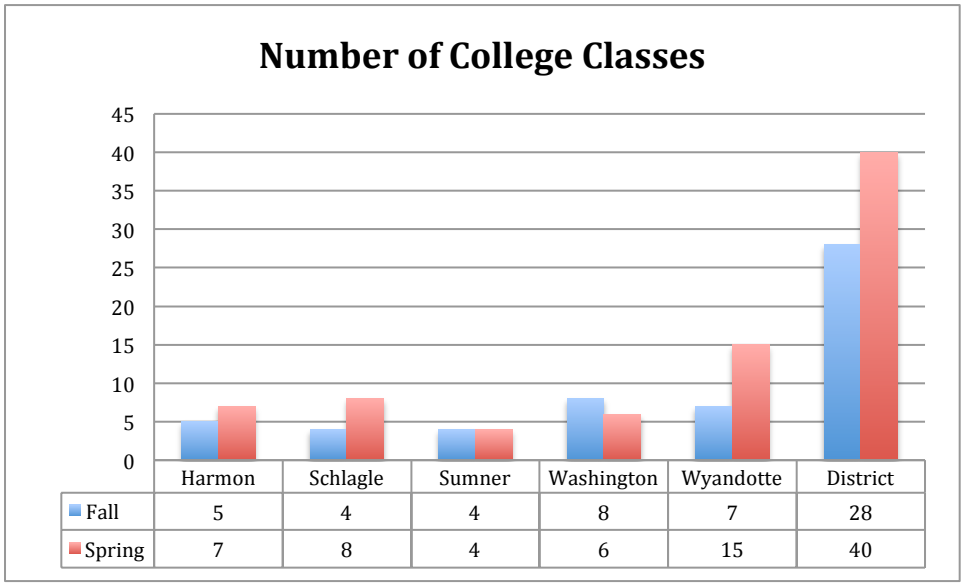

	Harmon	Schlagle	Sumner	Washington	Wyandotte	District
Fall	5	4	4	8	7	28
Spring	7	8	4	6	15	40

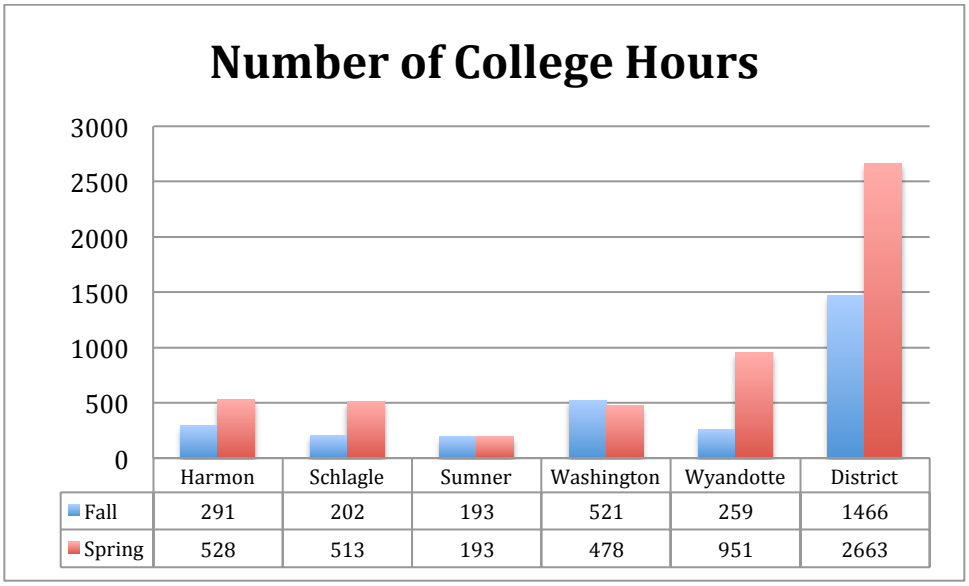

	Harmon	Schlagle	Sumner	Washington	Wyandotte	District
Fall	291	202	193	521	259	1466
Spring	528	513	193	478	951	2663

b. TEC Enrollment

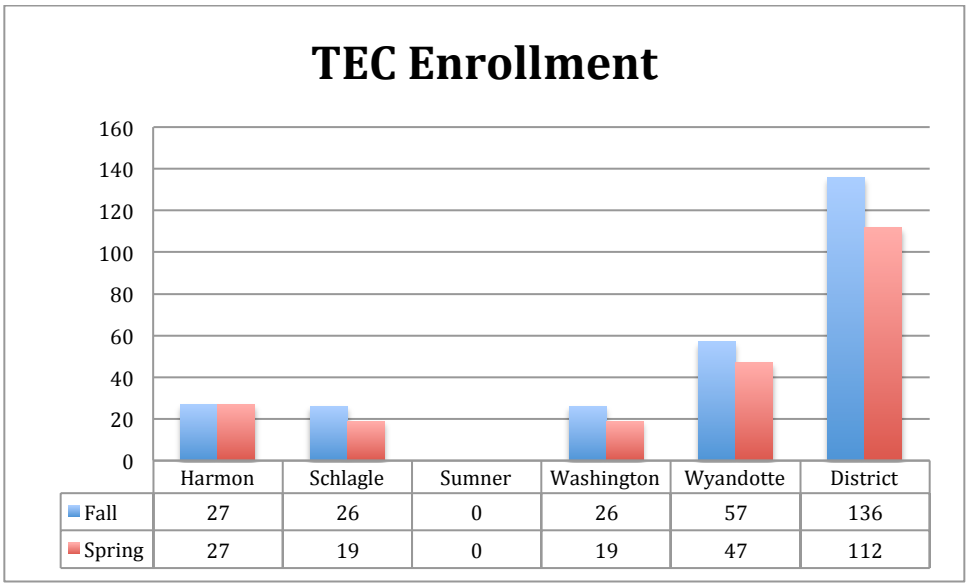

	Harmon	Schlagle	Sumner	Washington	Wyandotte	District
Fall	27	26	0	26	57	136
Spring	27	19	0	19	47	112

Instructional Expectations

KCKPS 5-Step Process

Step 1 – Measurable Objectives/Learning Goals

Objectives/Learning Goals Posted	SEL	%
1. Objectives/Learning Goals Posted	8985	87%
2. No Objectives/Learning Goals Posted	1342	13%
Total	10327	100%

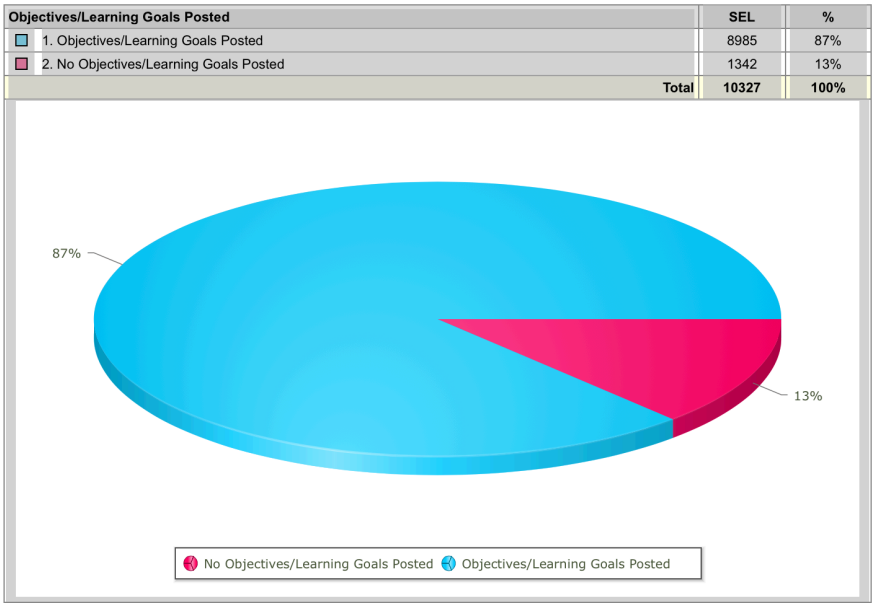

Step 2 – Instruction is On-Track and On-Time with Pacing Guides

Instruction is congruent to objective/learning goal	SEL	%
1. Yes	8276	85.1%
2. No	1444	14.9%
Total	9720	100%

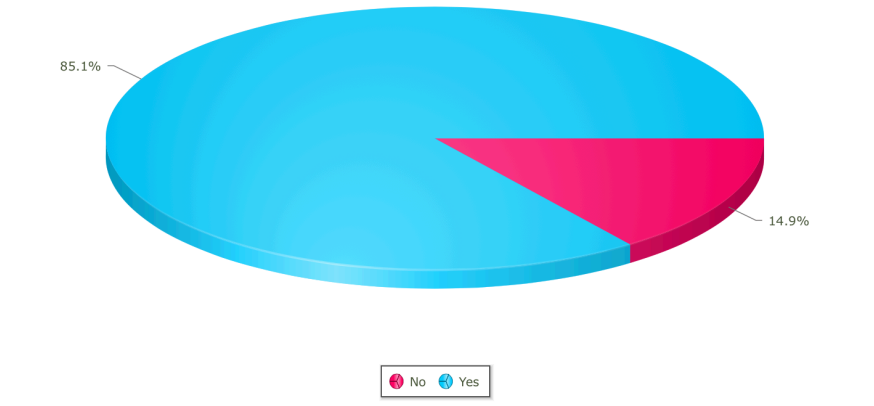

Step 3 – Effective and Rigorous Resources and Strategies

Blooms Taxonomy	SEL	%
1. Remember	994	9.7%
2. Understand	3844	37.6%
3. Apply	3671	35.9%
4. Analyze	978	9.6%
5. Evaluate	160	1.6%
6. Create	318	3.1%
7. Not observed	272	2.7%
Total	**10237**	**100%**

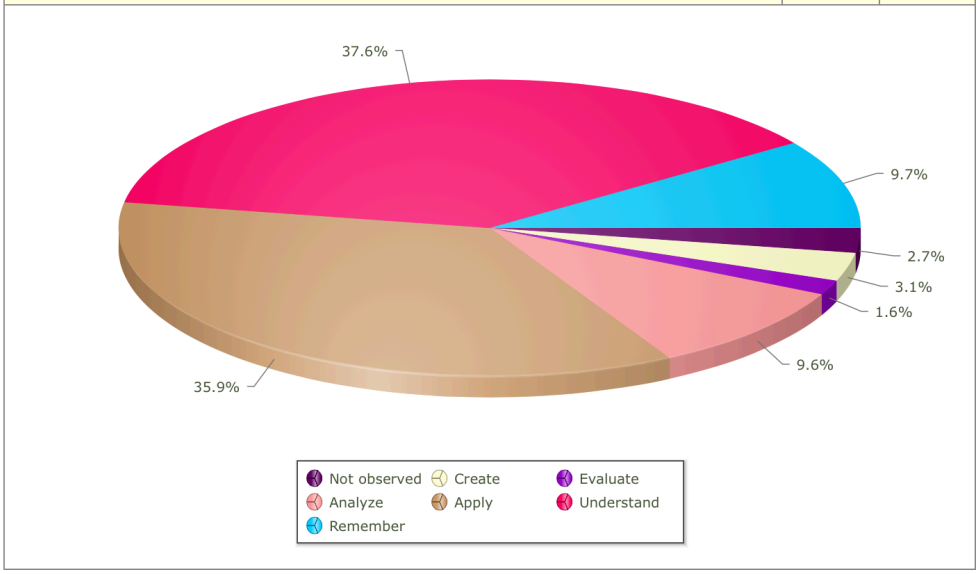

Differentiated Structure (KCK Step 3)	SEL	%
1. Individual	1573	15.5%
2. Pair	436	4.3%
3. Small Group	2435	24%
4. Whole Group	5718	56.3%
Total	**10162**	**100%**

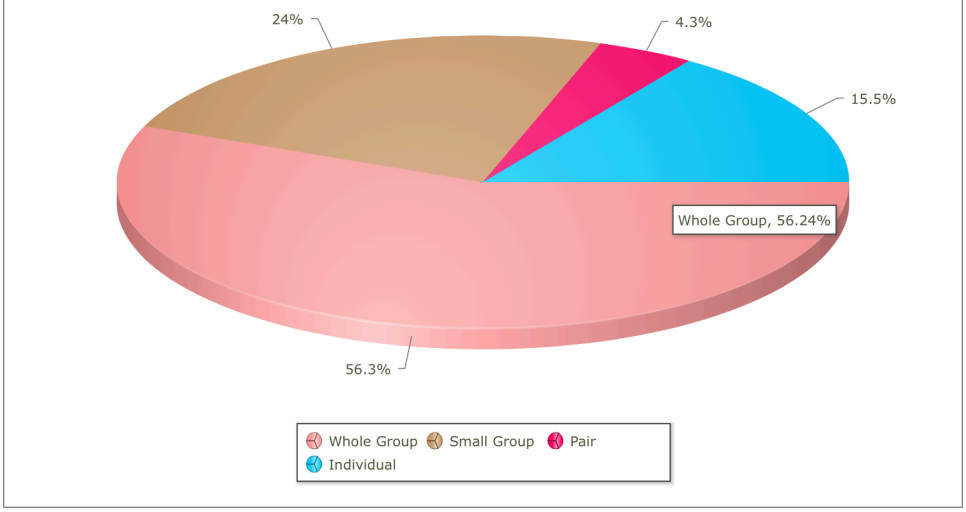

All Classrooms are Fully implementing District/School Literacy Plan

Elementary: Evidence of District Literacy Priority		
Elementary: Evidence of District Literacy Emphasis (Based on 10848 walkthroughs)	**Selected**	**%**
1. K-5 Running Records	286	2.6%
2. Interactive Read Alouds	756	7%
3. Monitored Independent Reading	408	3.8%
4. Small Group/Guided Reading	1378	12.7%
5. Writing about reading/Content	1428	13.2%

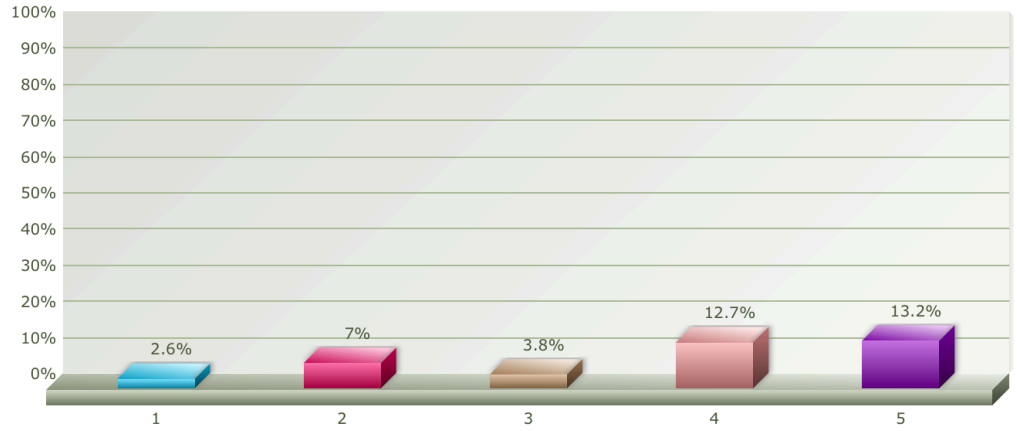
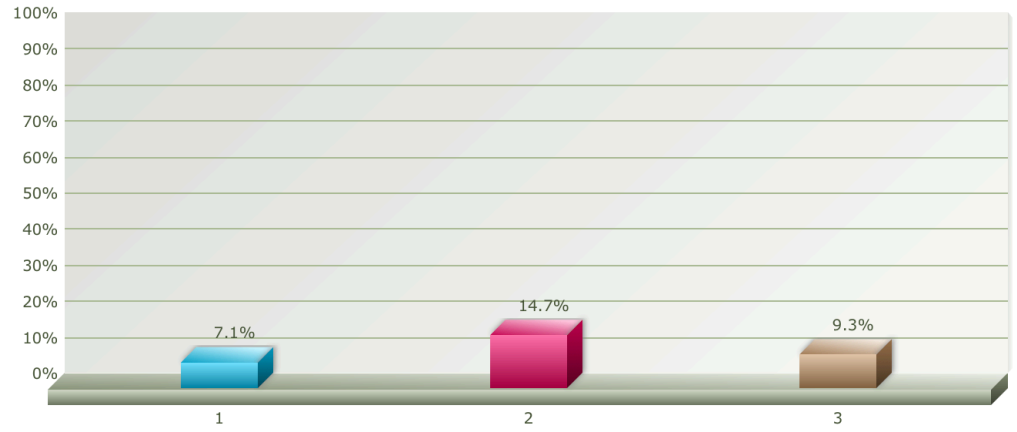
Secondary: Evidence of District Literacy Priority		
Secondary: Evidence of Disrict Literacy Emphasis - 2014/15 (Based on 10848 walkthroughs)	**Selected**	**%**
1. Summarization	769	7.1%
2. Writing for Content Learning	1598	14.7%
3. Students are engaged in purposeful writing at the standard level	1007	9.3%